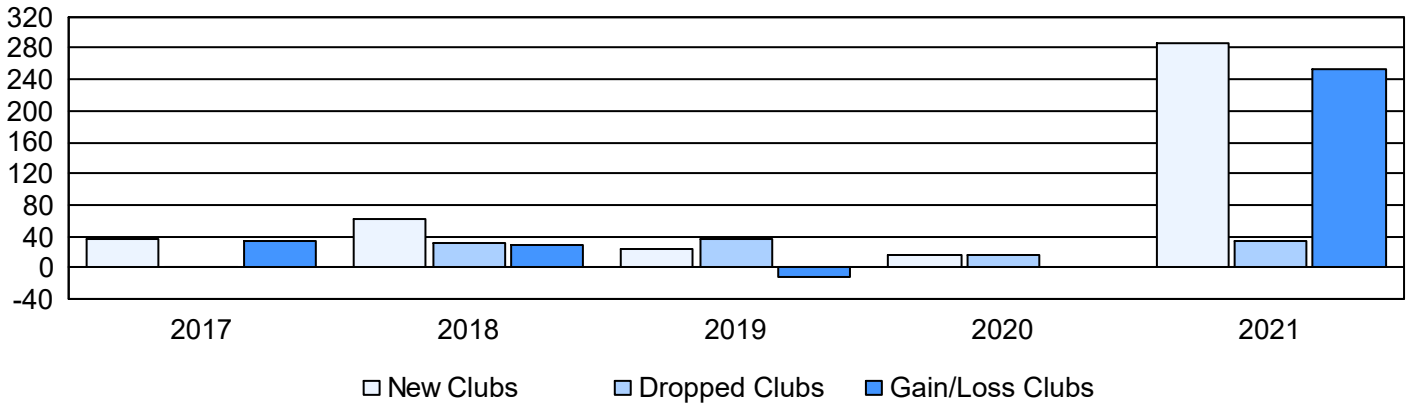
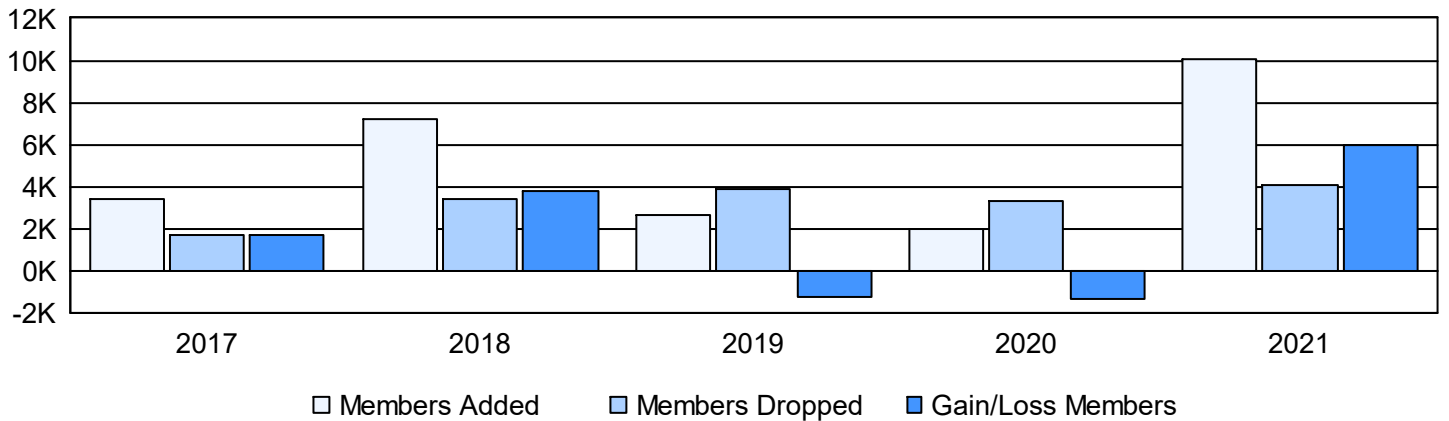


Year	New Clubs	Dropped Clubs	Gain/Loss Clubs	New Members	Charter Members	Reinstate Members	Transfer Members	Total Member Added	Total Members Dropped	Gain/Loss Members
2016-2017	37	2	35	2,311	954	105	62	3,432	1,723	1,709
2017-2018	63	33	30	5,199	1,547	357	57	7,160	3,364	3,796
2018-2019	24	36	-12	1,449	814	307	43	2,613	3,864	-1,251
2019-2020	17	17	0	1,044	553	222	115	1,934	3,282	-1,348
2020-2021	287	35	252	3,183	6,453	299	71	10,006	4,042	5,964
<b>Average</b>	<b>86</b>	<b>25</b>	<b>61</b>	<b>2,637</b>	<b>2,064</b>	<b>258</b>	<b>70</b>	<b>5,029</b>	<b>3,255</b>	<b>1,774</b>

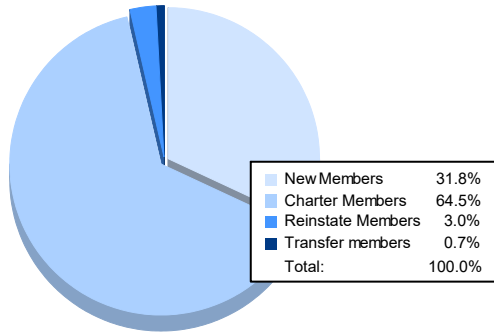
### Clubs



### Members



### Membership Composition June 2021 Cumulative



### Gender Composition June 2021 Cumulative

